

**COLECO
VISION™**

CARTRIDGE INSTRUCTIONS

BUSTER BROS.

by **WILLIAMS & WATSON**



Guide the fearless Pang as he hunts and shoots balloons worldwide.

COLECO

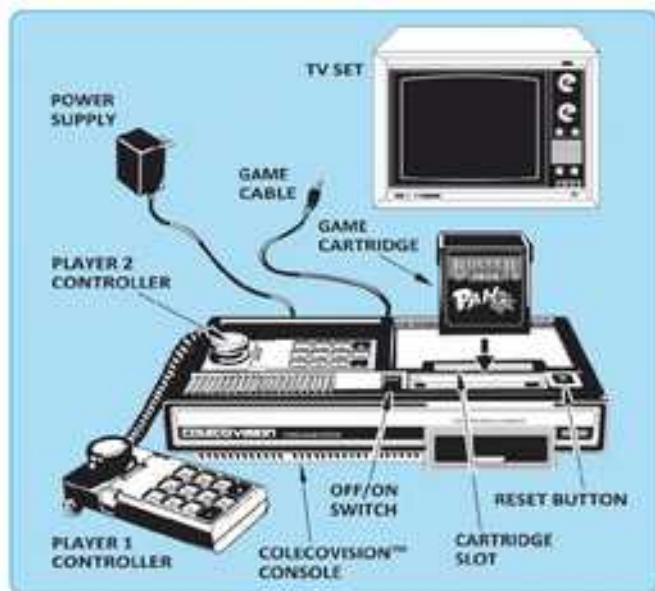
PANG

BUSTER BROS.

GAME DESCRIPTION

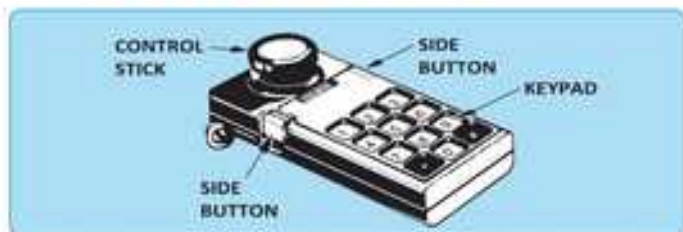
The balloons are coming!! - but you're not worried - you're fearless Pang, one of the Buster Bros.! You'll need to use every inch of your arcade skills to guide the intrepid adventurer through several countries shooting balloons as you go.

GETTING READY TO PLAY



- Make sure the COLECOVISION™ console is connected to TV. Make sure power supply is plugged into console. Then plug power supply into a 110/120 volt AC outlet.
- TV should be on and tuned to same channel as the Channel Select switch on the console.
- To play Pang™/Buster Bros.™, use the controller in Port 1 (the rear jack).
- **ALWAYS MAKE SURE COLECOVISION™ UNIT IS OFF BEFORE INSERTING OR REMOVING A CARTRIDGE.** Turn **Off/On** switch to **On** after cartridge is inserted.

USING YOUR CONTROLLERS



1. **Control Stick:** Pushing the Control Stick right or left on title screen allows to choose game speed. Use the Control Stick to move your character around and to climb ladders.
2. **Side Buttons:** Press any Side Button to shoot.

HERE'S HOW TO PLAY



Guide the fearless Pang through a total of 4 different countries as he hunts and shoots balloons.

During your journey you will discover Japan, England, France and the USA.

The balloons appear in 4 different sizes. When a balloon is shot it will continually divide itself in half until it reaches its smallest size.

When you shoot the smallest balloons they finally disappear.

After you have destroyed all the balloons you can move on to the next level.

On your travels you will find different items to collect :

Dynamite.....makes all the balloons split into their smallest size.

Clock.....stops the balloons moving - for a few seconds.

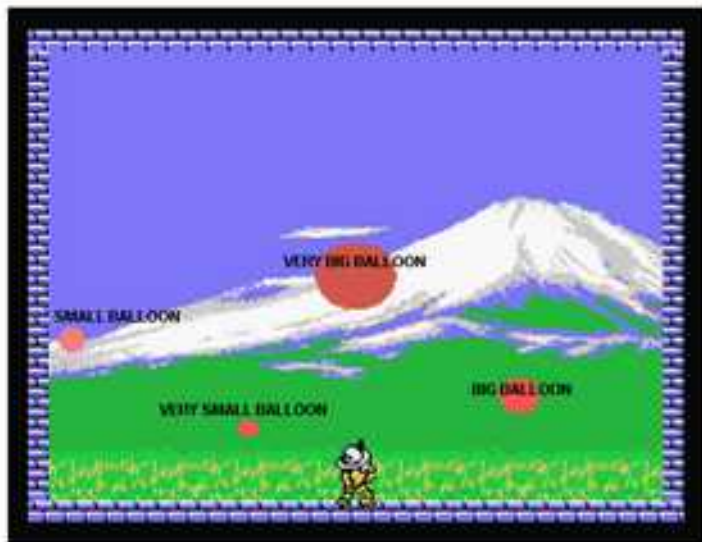
Shield.....you are protected for a while.

1up.....you get a spare life.

NOTE: The Reset Button on the console "clears" the computer. It can be used to start a new game at any time, and can also be used in the event of game malfunction.



SCORING



You get 1 point when you shoot a balloon.

Each time you shoot a balloon of the same size, you get extra points.

Example :

You shoot a big balloon, you get 1 point.

Then you shoot a small balloon, you get 1 point.

Then you shoot a balloon of the same size of the previous one, you get 2 points.

Then you shoot another one of the same size, you get 3 points.

Then you shoot a big balloon, you get 1 point.

Then you shoot another big balloon of the same size, you get 2 points.

LEVEL OF DIFFICULTY

You can choose game speed on title screen by pushing your Control Stick left or right before starting the game.

THE FUN OF DISCOVERY

This instruction booklet will provide the basic information you need to get started playing Pang/Buster Bros., but it is only the beginning! You will find that this cartridge is full of special features that make Pang/Buster Bros. exciting every time you play. Experiment with different techniques and enjoy the game!

HOW TO REACH US

Blog GamePassion

<http://bfg-gamepassion.blogspot.fr>

BFG site

<http://bfg-le-site.fr>

CollectorVision

www.collectorvision.com

CREDITS

Program and sound FX by Michel LOUVET

GFX by Vincent GODEFROY & Jean-Philippe MEOLA

Box & manual by Vincent GODEFROY – www.colecooboxart.com

COLLECTORVISION

Buster Bros.™ is trademark of Capcom, ©1989.

Pang™ is trademark of Mitchell, ©1989.

PANG

