

FOR  
**COLECOVISION**<sup>®</sup>  
& **ADAM**<sup>™</sup>  
FAMILY COMPUTER SYSTEM

Guide No. 099135  
**Cartridge  
Instruction**

# Castle EXCELLENT

**ASCII**  
ASCII CORPORATION



***Will you rescue the Princess?***

**COLECO**

## GAME DESCRIPTION

---

A long time ago in a faraway land, there lived a lovely young princess named Margarita. Her beauty and grace were known throughout the land - especially to Mad Mizer, the Dark Lord of the grim Groken Castle high in the Forbidden Mountains. He had vowed to make the Princess his queen; and so, one terrible day he sent his ghoulish helpers to capture her, and she was carried off and imprisoned in one of the hundred miserable rooms of Groken Castle.

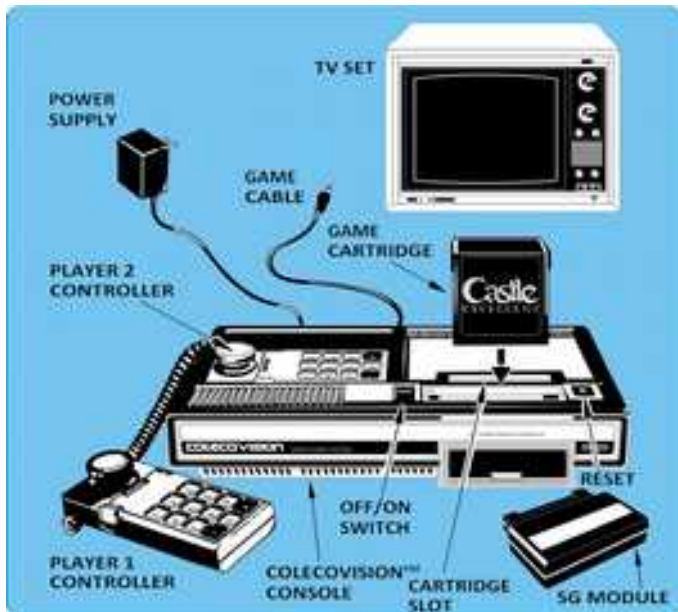
News of the kidnapping spread throughout the kingdom, and many courageous young men braved the perils of Groken Castle in an attempt to rescue the Princess, only to become hopelessly lost in the complicated maze of rooms, ensnared in one of the many treacherous traps, or foiled by Mad Mizer's deadly servants.

Finally the news reached the worthy Prince Rafael, who had long loved the Princess from afar. Raising his sword to the heavens, Prince Rafael swore that nothing would keep him from her side, and set out on his quest.

The odds against him seemed hopeless... But legend has it that two magical Fairies have been held captive in the Castle for centuries. If the Prince can find and release them to gain their help, he may yet succeed in his quest. And to rescue his fair Princess, he is prepared to face the deadly wrath of the Dark Lord himself!



## GETTING READY TO PLAY

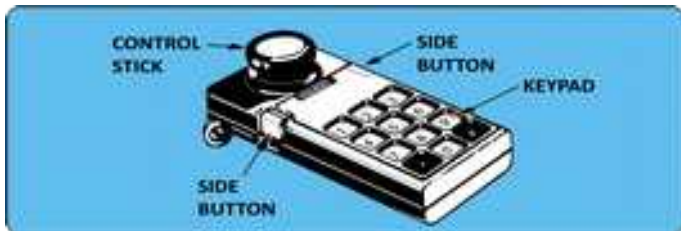


- Make sure the COLECOVISION™ console is connected to TV. Make sure power supply is plugged into console. Then plug power supply into a 110/120 volt AC outlet.
- TV should be on and tuned to same channel as the Channel Select switch on the console.
- **ALWAYS MAKE SURE COLECOVISION™ UNIT IS OFF BEFORE INSERTING OR REMOVING A CARTRIDGE.** Turn **Off/On** switch to **On** after cartridge is inserted.

---

## USING YOUR CONTROLLERS

---



**Control Stick:** Use Control Stick to move left or right.

**Side Buttons:** Use left Side Button to jump. The longer you press the button, the longer you stay in the air.

**Keypad:** Press 1,2 or 3 to change speed ingame.

---

## HERE'S HOW TO PLAY

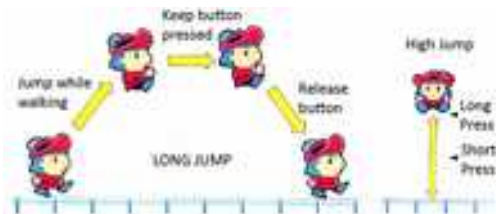
---

You can walk right or left. The longer you press the Side Button to jump, the longer you stay in the air while moving right or left.

You can push the various items (lockers, barrels, jars, bricks, candles) you encounter unless they're blocked. Some enemies can be destroyed when they're hit by an item.

Move around the items to climb on them in order to reach higher floors.





Prince



Princess



Fairy



Knight



Fighter



Bishop



Witch



Devil Flower



Flame



Key



Map



Potion



Oxygen Tank



200

Bonus



400



800



Cherry : opens all doors

The rooms of the castle are sealed off by numerous doors painted in different colors. To open them and access the rooms beyond, you must collect keys which correspond to the color door that you wish to open.

Red keys are in incredibly short supply throughout the castle, and the princess is imprisoned behind red doors. If you rescue a fairy, she will provide you with "the Keys of Love."

Collecting the map will help you in finding your way.

In addition to providing you with bonus points, Potions provide you with an extra life.

You can't swim, however if you collect an oxygen tank you will be able to breath underwater.

**NOTE:** The Reset Button on the console “clears” the computer. It can be used to start a new game at any time, and can also be used in the event of game malfunction.

---

## TRIVIA

---

After releasing The Castle, ASCII went on to develop Castle Excellent and released it for the MSX, as well as developing a version for the Famicom in 1986.

Nexoft licensed and released the game in the United States for the NES and changed the title to Castle Quest.

The MSX version was also brought independently to the SG-1000 in Taiwan.



---

## HOW TO REACH US

---

### CollectorVision

[www.collectorvision.com](http://www.collectorvision.com)

---

## THE FUN OF DISCOVERY

---

This instruction booklet will provide the basic information you need to get started playing Castle Excellent, but it is only the beginning! You will find that this cartridge is full of special features that make Castle Excellent exciting every time you play. Experiment with different techniques and enjoy the game!

---

## CREDITS

---

©1985 Isao Yoshida, ©1986 Keisuke Iwakura,  
ASCII Corporation, All Rights Reserved.

Conversion by Steve Bégin

Box and manual by Crapahute

Package ©2018 CollectorVision

Made in Canada by CollectorVision, Inc., Montreal, Quebec.

Printed in Canada



CollectorVision  
games

