

FOR THE **COLECOVISION™** GAME SYSTEM

Guide No. 099159

CARTRIDGE INSTRUCTIONS

アイスクールド
ICE WORLD

CASIO



*Find the hidden treasures
in the Ice World!*

**COLLECTOR
VISION
Games**

ICE WORLD



GAME DESCRIPTION

You are Cookie the polar bear. You are wandering in the Ice World searching for treasures hidden in the ice.

Combine L-Stones to make treasures appear but beware, Choko and Vany are chasing you!

The mazes are mostly made up of indestructible blocks, but some can be pushed around the screen or melted by hitting them with your hammer.

If you hit an enemy with your weapon, it becomes stunned for a short time. While it prevents them from chasing you, it also means you can't move past them, so you have to think about the best place and time to hit them.

TV SET



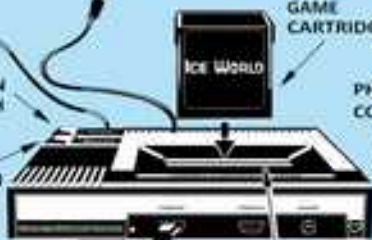
POWER SUPPLY



HDMI CABLE

OFF/ON SWITCH

RESET BUTTON



GAME CARTRIDGE

PHOENIX™ CONSOLE

PLAYER 1 CONTROLLER



CARTRIDGE SLOT

POWER SUPPLY



GAME CABLE

PLAYER 2 CONTROLLER



GAME CARTRIDGE



RESET

PLAYER 1 CONTROLLER



COLECOVISION™ CONSOLE

OFF/ON SWITCH

CARTRIDGE SLOT



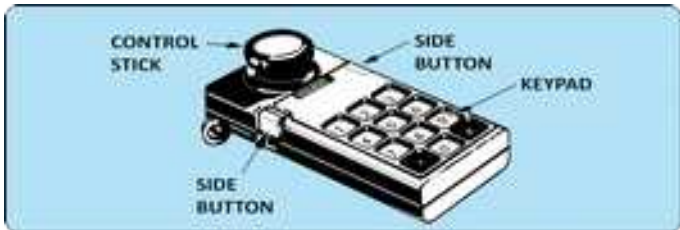
SG MODULE

GETTING READY TO PLAY

- Make sure the COLECOVISION™ or compatible console is connected to TV. Make sure power supply is plugged into console. Then plug power supply into a 110/120 volt AC outlet.
- TV should be on and tuned accordingly to your console manual.
- **ALWAYS MAKE SURE COLECOVISION™ OR COMPATIBLE UNIT IS OFF BEFORE INSERTING OR REMOVING A CARTRIDGE.**

Turn **Off/On** switch to **On** after cartridge is inserted.

USING YOUR CONTROLLERS



As it is a one-player game, use the controller plugged into Port 1.

Control Stick: Press the Control Stick horizontally and vertically to move Cookie the polar bear on screen.

Side Buttons: They are used to break ice with your hammer or to hit enemies with it. You can also throw your hammer at enemies.

CHARACTERS



Cookie the polar bear armed with his hammer.



The eggs contain enemies before they hatch.



Choko wears a hat. If you hit him, he will be turned into a stone.



Vany : When it is hit, it stays stunned only for a while.

HERE'S HOW TO PLAY

Vany and Choko, your enemies, are tracking you. When you stand next to them, you can hit them with your hammer.

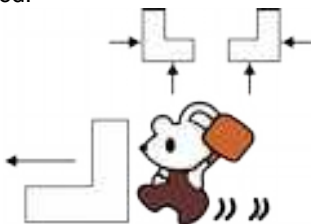
They can also be hit from a distance by throwing your hammer at them.

When they are hit, they are stunned for a while. Then Vany recovers and starts chasing you again while Choko is turned into a stone.

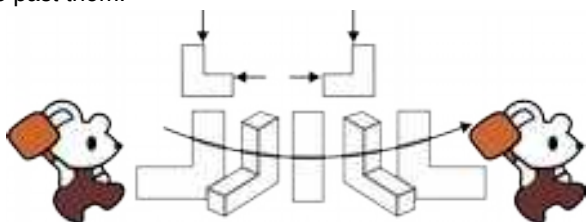
The goal of the game is to find treasures by combining the L-Stones.



L-Stones can only be pushed around when you are on the proper side. You have to be careful not to push them into a corner where they can't be moved.



L-Stones can also be turned the opposite way, which lets you move past them.



If you bring an enemy between two L-Stones in a U-shape, then it will make a noise and disappear. If Vany is erased, you get 500 point while you get 1000 points if you trap Choko.



If you form brackets around Vany with the L-Stones before it hatches, then you get 32 points.



THE FUN OF DISCOVERY

This instruction booklet will provide the basic information you need to get started playing Ice World™, but it is only the beginning! You will find that this cartridge is full of special features that make Ice World™ exciting every time you play. Experiment with different techniques and enjoy the game!

CREDITS

Ice World ©1985 CASIO. All rights reserved.

MSX conversion by Claus Baekkel.

Box and manual by Crapahute.

Made in Canada by ©2020 CollectorVision, Inc., Montreal, Quebec.

Printed in Canada.

www.collectorvision.com