

POOPYAN

Konami

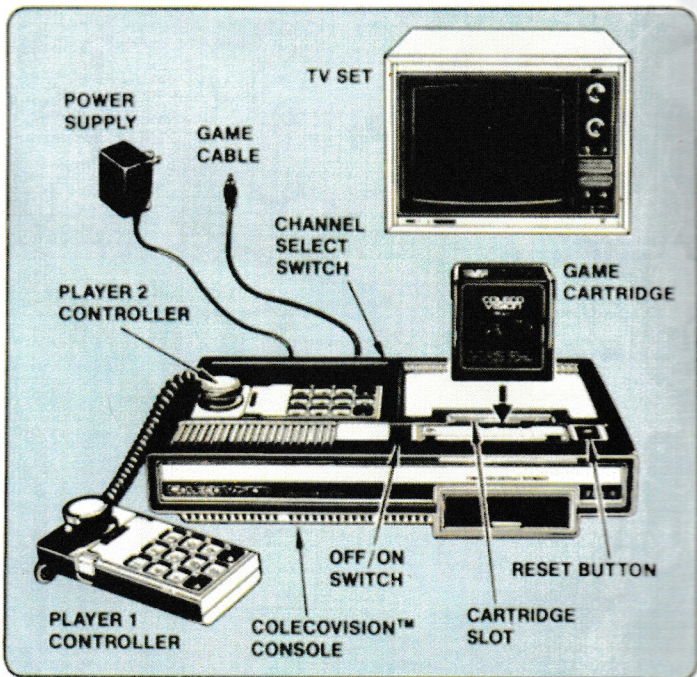


INSTRUCTION MANUAL

GAME DESCRIPTION

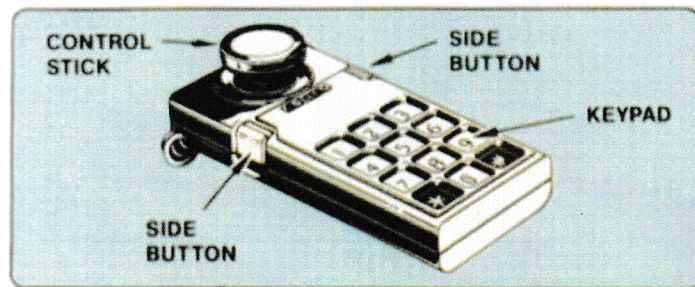
One day in a forest, a group of Wolves attacked the Pig's House where Mother Pig (Mama) and her little Piggies (Pooyans) were living peacefully. Mama fought against the Wolves to protect her Pooyans using arrows and meat. For all her efforts, however, some Pooyans were kidnapped. Hating the Wolves, Mama bravely goes to the Wolves' Lair to rescue her Pooyans. Is she able to beat Wolves and take her Pooyans back home?

GETTING READY TO PLAY



- Make sure the COLECOVISION™ console is connected to TV. Make sure power supply is plugged into console. Then plug power supply into a 110/120 volt AC outlet.
- TV should be on and tuned to same channel as the Channel Select switch on the console.
- To play one-player Pooyan, use the controller in Port 1 (the rear jack). To play two-player Pooyan, use both controllers.
- **ALWAYS MAKE SURE COLECOVISION™ UNIT IS OFF BEFORE INSERTING OR REMOVING A CARTRIDGE.** Turn Off/On switch to On after cartridge is inserted.

USING YOUR CONTROLLERS



- 1. Control Stick:** Pushing the Control Stick up or down will move Mama Pig's basket up and down the cliff side.
- 2. Side Buttons:** Pressing the left Side Button will shoot arrows, or throw meat at the attacking Wolves.

HERE'S HOW TO PLAY

STEP 1: The choice is yours.

Press the Reset Button and the title screen for Pooyan will appear on your TV. Highlight 1 Player, or 2 Players, and press the left Side Button to start a new game.



STEP 2: Scene I: Mama Pig's House.

Moving the Mother Pig (Mama) up and down using the control stick, try to burst the Wolves' balloons with arrows as they come floating down into the valley. You can also make the Wolves fall by throwing the meat that appears at the top right-hand side of the cliff. When the Wolves try to grab the meat, they let go of their balloons and fall down into the valley. At the same time, the Wolves can defend themselves with shields, and attack by throwing stones. If you allow the Wolves to float safely down to the bottom of the valley, they will climb up the cliff and attack Mama from behind. This scene will be completed when the number on the flag at the top left of the cliff, which indicates the remaining number of Wolves, has become zero.

STEP 3: Scene II: Wolf Valley.

In this scene, the Wolves float up from the bottom of the valley (Wolf Valley) with their balloons, and Mama tries to stop them using arrows and meat as in the previous scene. When seven wolves have safely reached the top, they will join to drop a giant rock on Mama and crush her. This scene will be completed when the number on the flag at the top left of the cliff, which indicates the remaining number of Wolves, has become zero.

STEP 4: Scene III: Bonus.

In this scene, 15 Wolves attempt to float up from the bottom of the valley (Wolf Valley) with their balloons, and Mama tries to stop them using only meat.

90-DAY LIMITED WARRANTY

Coleco warrants to the original consumer purchaser in the United States of any video game cartridge it manufacturers, that the cartridge will be free of defects in material or workmanship for 90 days from the date of purchase under normal in-house use.

If your cartridge fails to operate properly DURING THE FIRST 90 DAYS AFTER PURCHASE, return it postage prepaid and insured, with your name, address, proof of the date of purchase and a brief description of the problem, to the Factory Service Station as listed. If your cartridge is found to be factory defective during the first 90 days, it will be repaired or replaced at no cost to you. If the cartridge is found to have been consumer damaged or abused it therefore will not be covered by the warranty, then you will be advised in advance of repair costs.

Coleco's sole and exclusive liability for defects in material and workmanship shall be limited to repair or replacement at its authorized Coleco Service Station, and Coleco shall in no event be liable for incidental, consequential contingent or any other damages, (some states do not allow the exclusion or limitation of incidental or consequential damages, so the above limitation or exclusion may not apply to you). This warranty does not obligate Coleco to bear the cost of transportation charges in connection with the repair or replacement of defective parts.

This warranty is invalid if the damage or defect is caused by accident, act of God, consumer abuse, unauthorized alteration or repair, vandalism or misuse.

This warranty is made in lieu of any other express warranty, and except for the foregoing warranty which is exclusive, there is no other express warranty being made.

This warranty gives you specific legal rights, and you may have other rights which vary from state to state.

Please read the Owner's Manual carefully before using the product. If a malfunction occurs, please refer to the trouble-shooting checklist in the Owner's Manual for your video system. If you cannot correct the malfunction after consulting the trouble-shooting checklist, please call the Factory Service Station listed in your video system manual.

CARTRIDGE SERVICE POLICY

If your cartridge requires service after expiration of the 90 day Limited Warranty period, Coleco will service the cartridge and put it in working condition or replace it with a reconditioned unit (at our option), on receipt of your cartridge, postage prepaid and insured, with your check in the amount of \$10.00 payable to Coleco Industries, Inc.

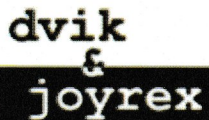
For service information regarding your Coleco cartridge call 1-800-842-1225. This service station is in operation from 8:00 a.m. to 4:30 p.m., Eastern time, Monday thru Friday.

Coleco's service obligation does not apply to defects arising from abuse misuse or alteration of the cartridge. If the cartridge is found to have been consumer damaged or abused it therefore will not be covered by the warranty, then you will be advised in advance of repair costs.

Please allow 4-6 weeks for repair and return.

All returns must be directed to:

**Coleco Industries, Inc.
Consumer Electronics Department
P.O. Box 47
Amsterdam, New York 12010
Attention: Consumer Quality Manager**



www.dvik-joyrex.com/

COLLECTORVISION

www.colecovision.dk/collectorvision.htm

CONSUMERS PLEASE NOTE!

Please read the Owner's Manual carefully before using this product.

PLEASE RETAIN THIS GUIDE AND ALL LITERATURE FOR FUTURE REFERENCE



**Pooyan™ is the trademark of Konami & Hudson Soft
© 1985 Hudson Soft.**

**Package, Program and Audiovisual © 1985 Coleco
Industries, Inc. Amsterdam, New York 12010**

Printed in U.S.A.